

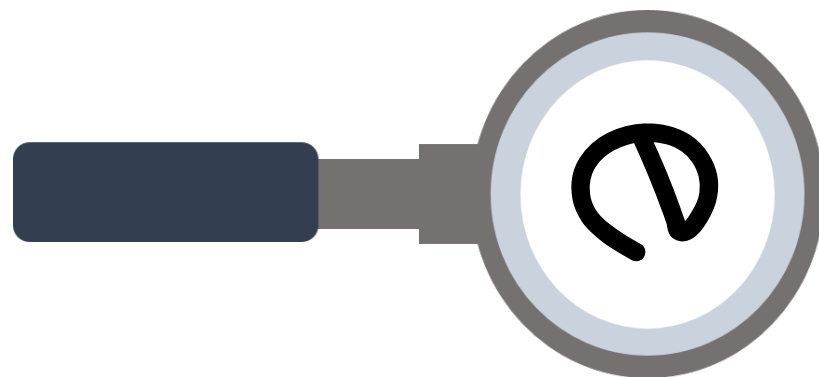
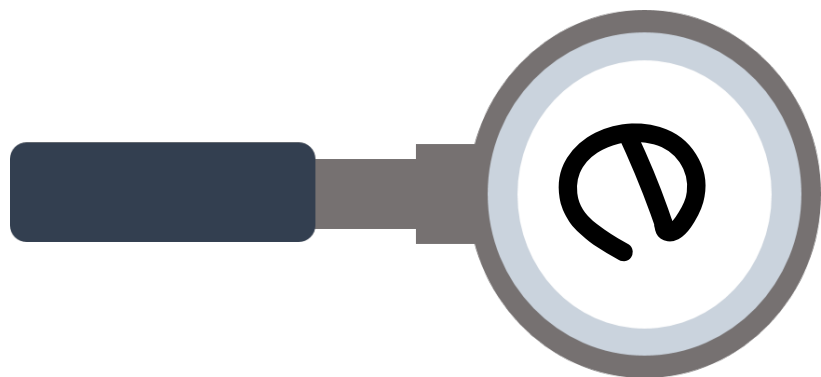



# Silent "e" Detectives

Includes:

- silent "e" read-the-room activity
- word sorting sheet
- silent "e" practice sheets
- differentiated 4-in-a-row game
- silent "e" detective badges

By: Allison Mitchell



can tap rat

man map hat

pan mat bat

plan cat fat

pet gen

them

thes

her

rid

dim

lin

tid

crim

min

slid

chim

fiv

hid

tim

mit

rod rot vot

cod rop dom

hop ros rom

mop hom pok

rud

cut

flut

tun

Jun

cub

tub

fum

fus

mut

mul

us

a\_e

e\_e

i\_e

o\_e

u\_e

\_\_\_\_\_

\_\_\_\_\_

\_\_\_\_\_

\_\_\_\_\_

\_\_\_\_\_

\_\_\_\_\_

\_\_\_\_\_

\_\_\_\_\_

\_\_\_\_\_

\_\_\_\_\_

\_\_\_\_\_

\_\_\_\_\_

\_\_\_\_\_

\_\_\_\_\_

\_\_\_\_\_

\_\_\_\_\_

\_\_\_\_\_

\_\_\_\_\_

\_\_\_\_\_

\_\_\_\_\_

\_\_\_\_\_

\_\_\_\_\_

\_\_\_\_\_

\_\_\_\_\_

\_\_\_\_\_

\_\_\_\_\_

\_\_\_\_\_

\_\_\_\_\_

\_\_\_\_\_

\_\_\_\_\_

\_\_\_\_\_

\_\_\_\_\_

\_\_\_\_\_

\_\_\_\_\_

\_\_\_\_\_

\_\_\_\_\_

\_\_\_\_\_

\_\_\_\_\_

\_\_\_\_\_

\_\_\_\_\_

\_\_\_\_\_

\_\_\_\_\_

\_\_\_\_\_

\_\_\_\_\_

\_\_\_\_\_

\_\_\_\_\_

\_\_\_\_\_

\_\_\_\_\_

\_\_\_\_\_

\_\_\_\_\_

\_\_\_\_\_

\_\_\_\_\_

\_\_\_\_\_

\_\_\_\_\_

\_\_\_\_\_

\_\_\_\_\_

\_\_\_\_\_

\_\_\_\_\_

\_\_\_\_\_

\_\_\_\_\_



Name: \_\_\_\_\_

# Silent "e" Detective

Choose a word from the sort and write a sentence.  
Draw a picture of the word in the magnifying glass.

---

---

---



## Congratulations!

You are now officially a Silent "e" Detective!

Name: \_\_\_\_\_

# Silent "e" Detective

Choose a word from the sort and write a sentence.  
Draw a picture of the word in the magnifying glass.

---

---

---

---

---

---

---

---

---

---



## Congratulations!

You are now officially a Silent "e" Detective!

Silent "e"  
Detective



Silent "e"  
Detective



Silent "e"  
Detective



Silent "e"  
Detective



Silent "e"  
Detective



Silent "e"  
Detective



Silent "e"  
Detective



Silent "e"  
Detective



Name: \_\_\_\_\_

## The Mystery of the Silent "e"

Attention Detectives: The silent "e" has gone missing! Re-write these words with a silent "e", then circle one word and draw a picture. Thanks for saving the day!

cap

\_\_\_\_\_

tub

\_\_\_\_\_

her



\_\_\_\_\_

rod

\_\_\_\_\_

dim

\_\_\_\_\_



Name: \_\_\_\_\_

## The Mystery of the Silent "e"

Attention Detectives: The silent "e" has gone missing! Re-write these words with a silent "e", then circle one word and draw a picture. Thanks for saving the day!



cap

tub

her

rod

dim



# 4 in a Row: The Case of the Silent "e"

- Play with another detective.
- You must solve the case by getting 4 in a row before your partner.
- To cover a space, read the word in the circle. If you read it correctly, you may place a marker on the space. If you do not read the word correctly, you must wait until your next turn.



The spaces with magnifying glasses are free spaces!



# 4 in a Row: The Case of the Silent "e"

One-syllable words

cane

Pete

mule

home

slime

plate



chime

bone

use

rake

theme

tune

spike

dune

lake

ride



mute

choke

same



line

stake

mine

tote

here

tube

same

flute

rope

cube

these

made

bite

# 4 in a Row: The Case of the Silent "e"

Multi-syllabic words

unite

suppose

athlete

forgave

describe

desire



costume

ignite

decade

pothole

operate

ignore

mistake

explore

before

extreme



empire

tadpole

complete



sunshine

amaze

bonfire

envelope

compose

dislike

compete

explode

invite

refuse

reptile

delete

pancake




Thank you so much for downloading this product!  
I hope you find this product useful and enriching!

Please follow my TPT store at:

<https://www.teacherspayteachers.com/Store/Allison-B-Mitchell>

## Credits:



*Clipart Panda*

