

A large, stylized purple spiral graphic that serves as a background for the main title.

S.P.I.R.E.®

S.P.I.R.E.® Hybrid **Level 5 Lesson Sampler**

Introductory Lesson 5.9: *dge*
Reinforcing Lesson 5.9c: *dge*

SAMPLE INCLUDES:

- Student Workbook pages
- Teacher assessment resources from the Online Teaching Platform





Student Workbook Level 5
Introductory Lesson 5.9

5.9: dge

Words and Sentences

1. badge dredge ledge smudge
2. dodge ledger hedge pledge
3. lodge bridge judge edge
4. wedge badger fudge hodgepodge
5. ridge lodger budge dodger

-
1. The bird landed on the edge of the ledge.
 2. Be careful not to smudge the ink before it dries.
 3. The bridge was high over the water.
 4. The new judge took a pledge to be fair.
 5. Mom cut a wedge of fudge.



Student Workbook Level 5
Introductory Lesson 5.9

5.9: *dge*

Word Find

cradle

Judge

leg

badge

bond

pledge

house

DOG

ledge

hug

budge

Bridge

rolled

dge

Brick

smudge

fudge

plod

merge

Dodge

age

hedge

EDGE

bite

badger

© SSI • DO NOT DUPLICATE





Student Workbook Level 5
Introductory Lesson 5.9


5.9: dge Independent Practice 1


Match.


dredge	smudge	hedgehog	bridge
budgie	dodge	lodge	fudge
judge	pledge	badger	hedges




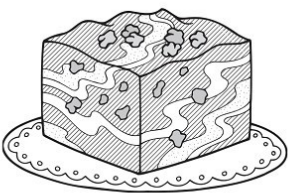




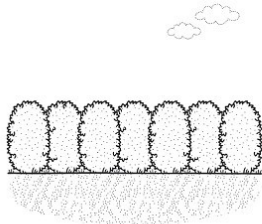












© SSI • DO NOT DUPLICATE



Student Workbook Level 5
Introductory Lesson 5.9

5.9: dge

Independent Practice 2

Find the best word to complete each sentence.

1. The bird sat out on the _____ all day.
2. Please _____ me if I am being too loud.
3. The _____ dug a hole and then sat in it.
4. Can you trim the _____ before we go on our trip?
5. The fancy old _____ was built years ago.

lodge ledge hedge nudge badger

© SPIRE • DO NOT DUPLICATE



Student Workbook Level 5
Reinforcing Lesson 5.9c

5.9c: dge

Words and Sentences

- | | | | | |
|----|-------|-------------|--------|---------|
| 1. | badge | investigate | simple | explain |
| 2. | think | bringing | trying | outside |
| 3. | stick | sunburned | lifted | himself |
| 4. | angry | sounded | nibble | needed |
| 5. | stand | dropped | bridge | lonely |

-
1. At night, crickets chirped in the weeds at the edge of the woods.
 2. Timidly, the mouse crept under the bridge.
 3. In the distance, frogs croaked.
 4. Ernesto was stunned by the words of Robert's song.
 5. When Dad finally spoke, he no longer sounded angry about the rusty hedge clippers.
 6. What was to become of the pet turtle when the summer ended and all the campers went home?
 7. Kim looked as if she might be tempted.
 8. The rabbit huddled behind a dusty cobweb in the shed.
 9. After all the excitement, I was ready for a nap.
 10. Henry heard Bert say, "The judge pinned a gold badge on my shirt."



5.9c: *dge*

Passage

Galloping Gertie

Bridges are constructed to take people and goods across	9
wide stretches of water. They have to meet some rules as	20
they are being constructed. After that, work is done on	30
them from time to time to keep them safe. When that	41
happens, a bridge will close to traffic. As a rule, bridges are	53
very safe.	55
When people try to think of a “bad bridge,” a bridge	66
that failed, they will most likely name Galloping Gertie.	75
Back in the summer of 1940 in Washington State, a long	86
bridge was inspected and judged to be ready for use. Like	97
the Golden Gate Bridge, its roadway was suspended over	106
the water, connected to thick steel cables. It was supported	116
by strong steel girders that stood tall in the water, set in	128
huge blocks of concrete.	132
But something was odd about this bridge from the	141
beginning. It did something that bridges are not supposed	150
to do—it “galloped.” The roadway on most bridges does	160
not budge as people drive across. It stays steady. But in a	172
high wind, the roadway on this bridge would begin to buck	183
and move in waves.	187
People began to hear about the funny bridge, which	196
soon got the nickname Galloping Gertie. They came from	205

© SSI • DO NOT DUPLICATE



Student Workbook Level 5
Reinforcing Lesson 5.9c

5.9c: *dge*

Passage

all around to drive on her galloping roadway. They found 215
it thrilling to be on a bridge that would behave like a 227
roller coaster. 229

In the late fall of 1940 about two weeks before 239
Thanksgiving, a stiff wind came up. Galloping Gertie's 247
roadway began to buckle and heave as much as three feet 258
in the air. Then the bridge began to twist. The roadway 269
tilted from one side to the other. People got off the bridge 281
as fast as they could. Then, after everyone was off, they all 293
watched in shock as the bridge's roadway split apart and 303
crashed into the water. 307

Why did such a thing happen? Experts judged that the 317
roadway moved around too easily. They said that girders 326
should have been sunk deeper to further stiffen the bridge 336
and that the roadway itself should have been constructed 345
so that wind could pass through it, and so that it was wider,
heavier, and less flexible. As it was, any stiff wind could
make the roadway twist about.

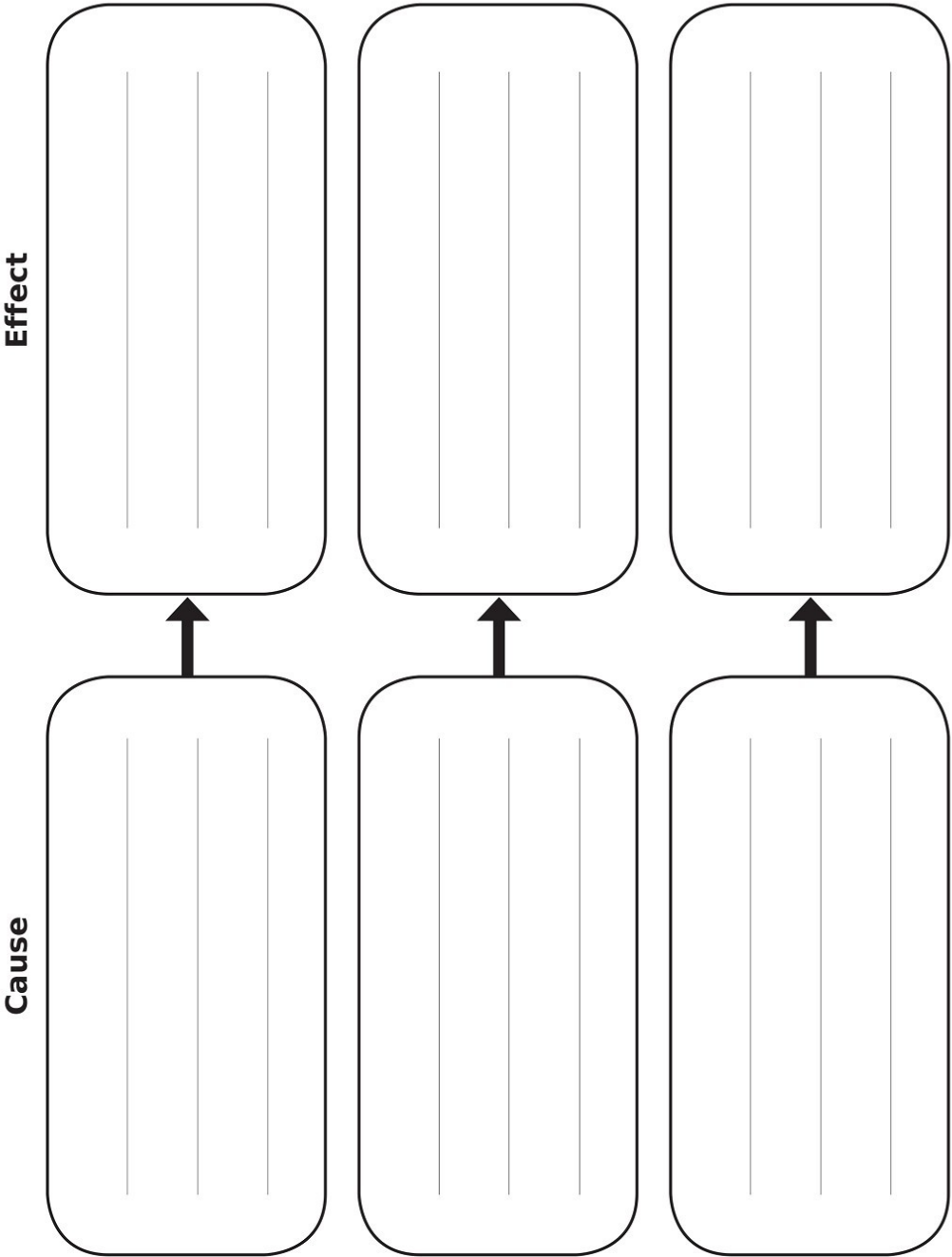
Galloping Gertie is no more. Another, better bridge has taken
its place. This bridge has stiffer, deeper girders, and a roadway
that lets the wind pass through.

© SSI • DO NOT DUPLICATE



Student Workbook Level 5
Reinforcing Lesson 5.9c

5.9c: *dge* Graphic Organizer



© SSI • DO NOT DUPLICATE



Student Workbook Level 5
Reinforcing Lesson 5.9c


5.9c: dge

Independent Practice 1

A *noun* is a word that names. A noun can name people or animals, places, things, ideas, and feelings. A *verb* is an action word that tells what is happening or what happened.

Put a box around the nouns.

Put a circle around the verbs.



1. The badger ran fast.
2. Jenny dodged the ball.
3. This budgie talks constantly.
4. The crickets chirped loudly.
5. A bird landed on the top ledge of the door.
6. The desk broke.
7. The rabbit hid in the hedges.
8. The hot water melted the fudge.
9. There was a big black smudge on the mat.
10. The doorbell rang.




Student Workbook Level 5
Reinforcing Lesson 5.9c

5.9c: dge

Independent Practice 2

Galloping Gertie



1. Are bridges normally safe? Explain.

2. What was different about Galloping Gertie?

3. What did people do when the bridge moved?

4. What finally happened to Galloping Gertie?

5. What would have prevented the bridge from moving too much?



Assessment resources found in the
Online Teaching Platform



Level 5 • dge

Lesson 5.9 Concept Mastery Fluency Drill

edge fudge smudge pledge dodge wedge midge edge dodge
dodge pledge smudge badger wedge edge pledge midge wedge
dodge wedge midge edge fudge midge wedge edge dodge edge

fudge smudge pledge badger dodge wedge
midge edge fudge smudge pledge fudge
midge dodge pledge badger dodge smudge
badger wedge edge pledge fudge smudge
wedge dodge wedge midge edge fudge
midge dodge pledge smudge badger wedge
edge fudge smudge pledge badger dodge
wedge midge fudge edge fudge midge
dodge pledge smudge midge badger wedge
edge pledge fudge smudge badger dodge
wedge midge edge fudge midge wedge
edge fudge midge smudge dodge pledge





badger pledge smudge badger wedge edge
fudge smudge pledge badger dodge wedge
midge edge fudge midge dodge pledge
smudge badger wedge edge pledge badger
fudge edge dodge wedge midge badger
fudge dodge wedge midge edge fudge
midge dodge pledge smudge dodge wedge
midge dodge pledge smudge badger wedge
edge fudge smudge pledge midge badger
dodge wedge midge edge fudge midge
dodge pledge smudge badger smudge
dodge fudge

**Lesson 5.9c Concept Assessment**

ledge	budge	judge	edge
badge	grudge	nudge	wedge
ridge	edger	badger	dodger

Mom put Midge on a budget.

It can be hard to dredge sludge.

Make a pledge not to hold a grudge.

Em had a smudge of peanut butter fudge on her face.