


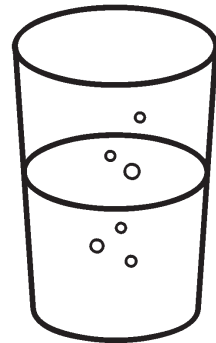




S s



s a w



Phonics  
**LETTER CARDS**

Phonics Lesson 5: Ss /s/



m

N

n

a

P

p

S

s

m

N

n

a

P

p

S

s

TEACHER

Phonics  
WORD CARDS

*Decodable*

Reading a-z

Phonics Lesson 5: Ss /s/

Sam

sap

nap

pan

Pap

Nan

an

Pam

map

am

man

Sam

sap



the

get

a

and

on

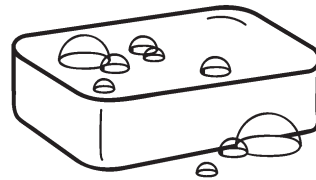


in

I

can

Name: \_\_\_\_\_

Date: \_\_\_\_\_




**Teacher Instructions:** Have students cut out the pictures from the bottom of the page and paste those that begin or end with /s/ in the sun at the top of the page.

Name: \_\_\_\_\_

Date: \_\_\_\_\_

**Make a word.**




N \_ \_ n



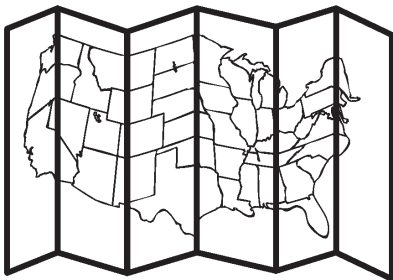
Pa \_ \_



\_ \_ am



sa \_ \_



\_ \_ ap



ma \_ \_

**Teacher Instructions:** Have students say the name of each picture. Then have them write the missing letter to complete the word.



**Phonics**
**PRACTICE SHEET**

Phonics Lesson 5: Ss /s/

<b>1</b> New words	sap • Sam
<b>2</b> Reviewed words	Pap • man • pan • Pam
<b>3</b> New h-f words	the • get
<b>4</b> Reviewed h-f words	a • and • in
<b>5</b> Phrases	gets the sap Pap and the man
<b>6</b> Sentences	Pam gets Sam. Pap and the man get a pan.

--	--	--

--	--	--